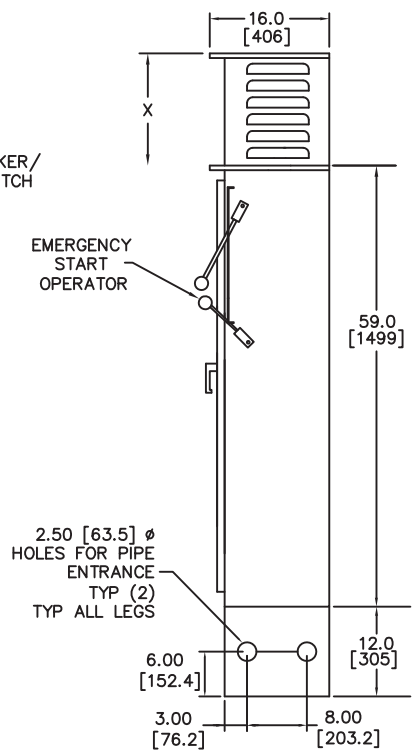
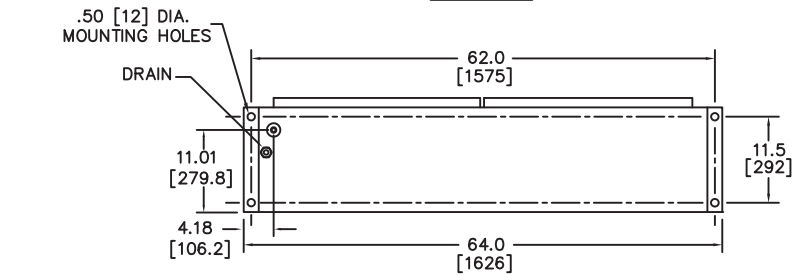


FRONT VIEW

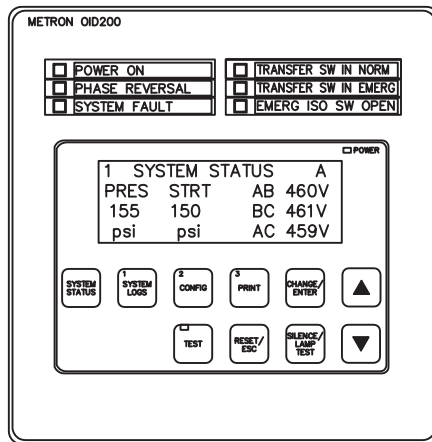


SIDE VIEW



BOTTOM VIEW

PILOT DEVICE DETAIL



LOCATED ON TRANSFER SWITCH DOOR

NOTES:

ALL DIMENSIONS IN INCHES AND MILLIMETERS ([]) RESISTOR ENCLOSURE RATING TO BE A MAXIMUM TYPE 2.

HORSEPOWER	"X" DIMENSION
15-100 HP.	15.0 [381]
125-150 HP.	21.0 [533]

DRAWN	/K	11-23-04	 A Division of: 4301 Cheyenne Dr., Archdale, NC 27263
CHECK	RL	11-23-04	
APPD	ML	11-23-04	
ENCLOSURE DIMENSIONS MODEL MP400 W/TRANSFER SWITCH 64" CABINET ELECTRIC FIRE PUMP CONTROLLER			OPTIONS: CD33807D SCALE N.T.S. SHEET 1 OF 1